

Education Data Snapshot

Syria Emergency



USAID



fhi360
THE SCIENCE OF IMPROVING LIVES

Conflict Summary

The Syrian crisis began in March 2011 when the al-Assad regime cracked down on anti-government protesters¹ and triggered violent unrest nationwide between government forces and various armed opposition groups (AOGs). By 2013, the conflict had evolved into a proxy war between the U.S., Saudi Arabia, and Turkey supporting AOGs, and Russia, Iran, and Hezbollah supporting the regime.² In 2014, the Islamic State (IS) took over much of Syria. Since 2017 opposing forces have slashed IS' control of key territories but the intensified fighting has increased displacement and strained efforts to rebuild education systems.³ Since 2011, over 12 million people, more than half the pre-war population, has been killed or displaced.⁴ Roughly 6.2 million Syrians are internally displaced and 5.3 million are refugees.⁵ The lasting impacts of eight years of displacement and violence have crippled Syria's education system, with 2.1 million children out of school and one in three schools damaged or destroyed.⁶ Education has been systematically targeted, with 426 verified attacks on and 87 verified military uses of schools.⁷ While the Syrian army recaptured almost all of the south in July 2018 and plans to withdraw US troops from Syria were announced in January 2019, instability persists. In October 2019, the Trump administration began withdrawing US troops.

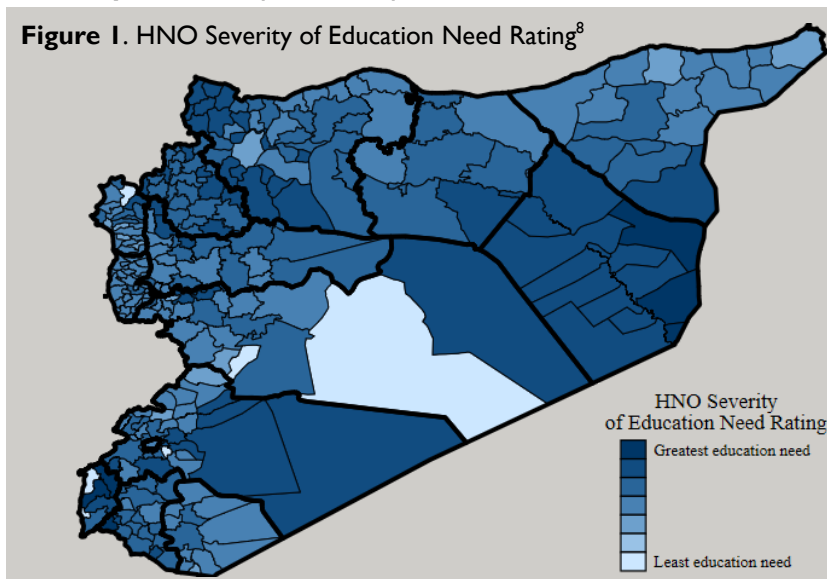
Timeline

2011	2012	2013	2014	2015	2016	2017	2018	2019
Government violence towards civilian protesters triggers violence nationwide	National Coalition for Syrian Revolutionary and Opposition Forces formed	UN determines chemical weapons were used in Ghouta area attack	Islamic State of Iraq and Syria militants declare "caliphate"	Syrian government regains control of Homs, Syria's third largest city from armed opposition groups	Syrian government recapture Aleppo, Syria's largest city	US intervention in Syria increases and Islamic State is driven from Raqqa and Deir al-Zour	Syrian army recaptures almost all the south of the country	President Trump initiates plans to withdraw US troops from Syria

See latest [Humanitarian Needs Overview \(HNO\)](#), [BBC Syria timeline](#), and [Armed Conflict Location and Event Data Project \(ACLED\)](#) resources for more.

Key Statistics (2018-2019)

Figure 1. HNO Severity of Education Need Rating⁸



In 2019, **5,854,654** school-age (5-17) children and youth and **121,972** teachers are in need in Syria.⁹

See [2019 HNO report](#) and [website](#) for more.

2,588,957 school-age (5-17) children and youth were targeted for enrollment in general education in 2018. **1,986,845 (77%)** of that target were enrolled as of September 2018.¹⁰

See [Whole of Syria \(WoS\) monthly education factsheets](#) and [compiled factsheet data at HDX](#) for more.

In 2018, **171 humanitarian organizations** were based within Syria, including **50 with an education focus**.¹¹

See [UN OCHA dashboard on organizations implementing humanitarian activities in Syria](#) for more.

5,634,791 total registered Syrian refugees, with **64.9% in Turkey**, **16.4% in Lebanon**, **11.7% in Jordan**, and **4.1% in Iraq**, as of September 2019.¹⁴

See [UNHCR Operational Data Portal: Syria Regional Refugee Response Situation Overview](#) for more.

5,905,231 internally displaced persons inside Syria, as of April 2019.¹⁵ Approximately **2.6 million are children**.¹⁶

See [WoS IDP Tracking](#), [2019 HNO report](#), and [IDMC resources](#), including [Syria country information](#), for more.

US\$1.05b (32.0%)¹² of 2019 Syria HRP funded; **US\$945.8m (17.1%)¹³** of 2019 Syria 3RP funded, as of September 2019.

See [UN OCHA Financial Tracking Service resources](#), especially snapshots for [Syria Humanitarian Response Plan](#) and [3RP regional response plan](#), for more.

How have the crisis and impact on education evolved over time?

Figure 2. Conflict events: Attacks on schools (GCPEA) and attacks against civilians (ACLED)

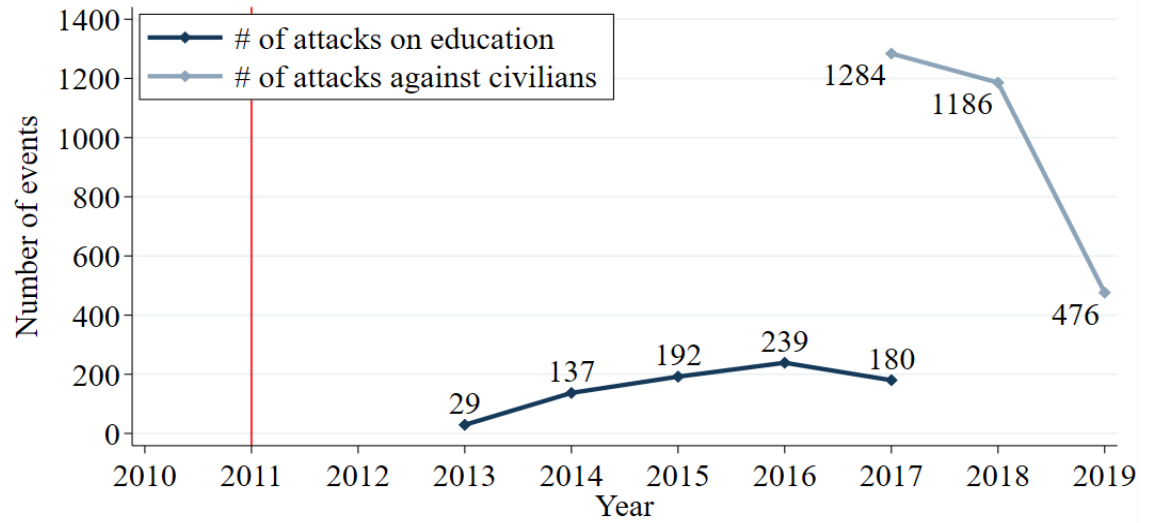


Figure 3. Out of school children of school ages (UIS) and children (in and out of school) in need of education assistance (HNO reports 2014-2019)

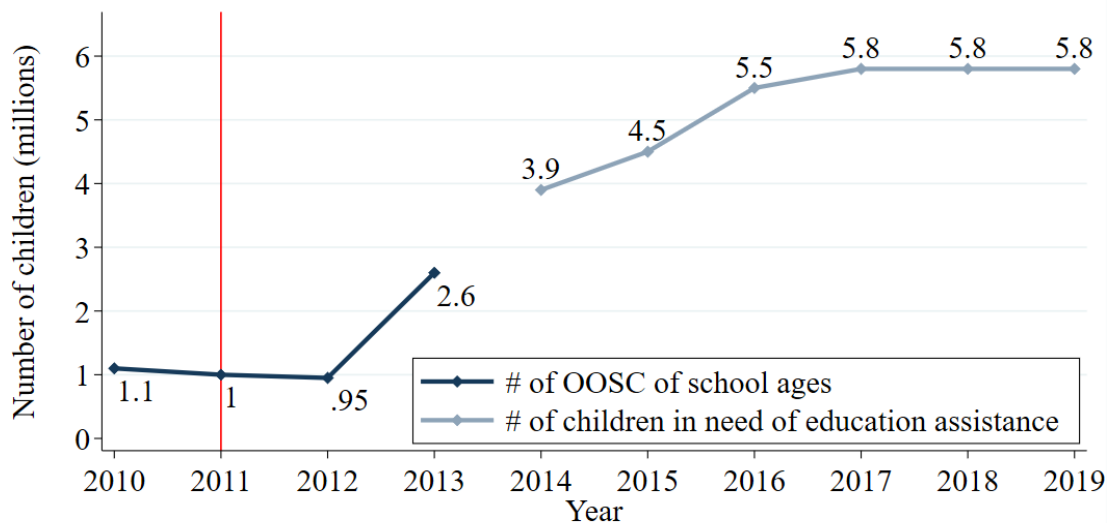
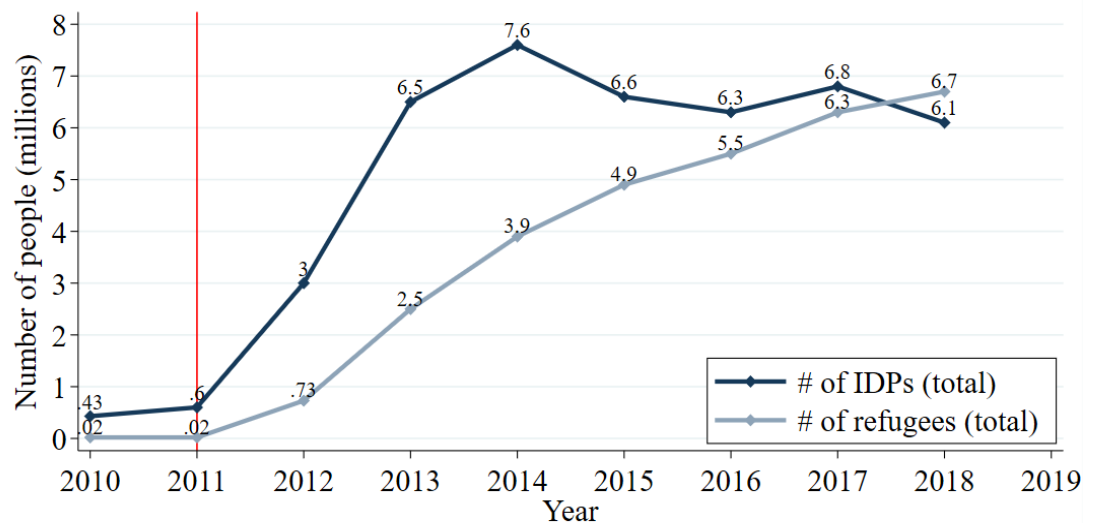


Figure 4. IDP population (IDMC) and refugee population (UNHCR)



Publicly available data resources for Syria emergency

Data source	Key resources and tools	Illustrative indicators	Data coverage Annual (●)/Monthly (*) National (●)/Subnational (*)
Humanitarian education response data and resources (available during conflict years)			
<u>UN OCHA</u>	<ul style="list-style-type: none"> ➤ Humanitarian Needs Overviews (HNO) & Humanitarian Response Plans (HRP) ➤ 2019 HNO live website 	<ul style="list-style-type: none"> ➤ Population in need: # people in need; in need of education assistance ➤ Contextual information: displacement, resource needs, access, partner presence, funding 	2014-2019 ● ●
<u>UN OCHA/ Whole of Syria (WoS) Cluster</u>	<ul style="list-style-type: none"> ➤ 3Ws (Monthly Response) ➤ Partner Presence 	<ul style="list-style-type: none"> ➤ Operational & partner presence: # of people reached as part of education response 	2015-2018 * ● *
<u>WoS Education Sector & Partners</u>	<ul style="list-style-type: none"> ➤ WoS Education Fact Sheets ➤ HDX Visual ➤ HDX Compiled Datasets 	<ul style="list-style-type: none"> ➤ Education response: # of children enrolled, # of classrooms constructed ➤ Contextual information: # of school age children in need of education assistance, OOSC, school-age IDPs 	2016-2018 * ● *
<u>UNHCR Operational Portal: Syrian Refugees</u>	<ul style="list-style-type: none"> ➤ Situation Overview ➤ Regional Refugee & Resilience Plans (3RP) ➤ Regional Monthly Dashboards 	<ul style="list-style-type: none"> ➤ Situation Overview. Contextual information: # of Syrian refugees ➤ 3RP. Population in need and contextual information: # of people in need ➤ Regional Monthly Dashboards. Education response: # of children enrolled 	At least 2013-2019 ● ● *
<u>UN OCHA Financial Tracking Service (FTS)</u>	<ul style="list-style-type: none"> ➤ Syria 3RP 2019 ➤ Syria Humanitarian Response Plan 2019 	<ul style="list-style-type: none"> ➤ Funding: humanitarian response funding requirements, funding provided, funding provided to the education sector, funding provided by donor 	2012-2019 * ●
Population movement and forced displacement data and resources			
<u>UNHCR</u>	<ul style="list-style-type: none"> ➤ UNHCR Population Statistics Reference Database (PopStats) 	<ul style="list-style-type: none"> ➤ Populations of concern: # of refugees, # of IDPs, # of returnees, # of asylum seekers (by status determination) – all by country of residence & country of origin 	At least 2000-2018 ● ●
<u>IDMC</u>	<ul style="list-style-type: none"> ➤ Global Internal Displacement Database (GIDD) ➤ Country Profile: Syria 	<ul style="list-style-type: none"> ➤ IDP populations: # of IDPs, # of new displacements due to conflict ➤ Country profile: key figures and overview; risks of future displacement; drivers, patterns, and impacts of population movement; analytical reports (2017, 2018) 	2009-2018 ● ●
<u>WoS IDP Task Force</u>	<ul style="list-style-type: none"> ➤ IDPs Tracking 	<ul style="list-style-type: none"> ➤ IDP and returnee populations: total # of IDPs, IDP/returnee movement, IDPs/returnees by location 	2016-2019 * ● *
<u>IOM's Global Migration Data Analysis Centre</u>	<ul style="list-style-type: none"> ➤ Migration Data Portal: Syria 	<ul style="list-style-type: none"> ➤ Migration and forced displacement: total population (UN DESA), # of international migrants (UN DESA), # of refugees (UNHCR), # of IDPs (IDMC), youth unemployment rate (ILO) 	At least 2000-2018 ● ●

Data source	Key resources and tools	Illustrative indicators	Data coverage Annual (●)/Monthly (*), National (●)/Subnational (*)
Conflict data and resources			
Uppsala Conflict Data Program (UCDP)	<ul style="list-style-type: none"> ➤ UCDP/PRIO Armed Conflict Dataset ➤ Country Profile: Syria 	<ul style="list-style-type: none"> ➤ Armed conflict: years of conflict, type of conflict, location, actors involved ➤ Country profile: provides conflict summary and key figures (i.e. # of fatalities) by actor, type of violence, and location 	2011-2018 ● ●
ACLED	<ul style="list-style-type: none"> ➤ ACLED Database ➤ Data Dashboard: Syria ➤ Analysis: Syria 	<ul style="list-style-type: none"> ➤ Conflict events: # of conflict events, type of conflict events, locations, dates, actors involved, # of fatalities ➤ Data dashboard: provides a crisis profile, key figures, and a map of conflict events by type ➤ Analysis: reports and briefs on conflict in Syria 	2017-2019 * ● *
GCPEA	<ul style="list-style-type: none"> ➤ Education Under Attack 2018: Syria ➤ HDX Education Under Attack 2018 datasets 	<ul style="list-style-type: none"> ➤ Attacks on education: # of attacks on schools, students, and education personnel, military use of education facilities, attacks on higher education 	At least 2013-2017 ● ● *
WoS Education Sector	<ul style="list-style-type: none"> ➤ WoS Infographic: Attacks on Education 	<ul style="list-style-type: none"> ➤ Attacks on education: # of attacks on education (schools and education personnel), military use of schools 	March 2011-June 2018 ● *
International educational development data and resources (mostly available pre-conflict)			
UNESCO Institute for Statistics (UIS)	<ul style="list-style-type: none"> ➤ UIS.Stat ➤ Syria country page 	<ul style="list-style-type: none"> ➤ School access, retention, completion: intake, enrollment, repetition, dropout, completion, survival, transition, OOSC, pupils, attendance ➤ Educational resources: Schools, teachers, pupils, pupil-teacher ratio, trained teachers as a % of all, public expenditure per pupil ➤ Literacy and learning outcomes: literacy rate (15-24 years old) 	At least 2000-2013 (multiple gaps) ● ●
Household surveys	<ul style="list-style-type: none"> ➤ MICS 2006 	<ul style="list-style-type: none"> ➤ School access: Attendance, OOSC, pupils (% underage, at-age, overage) ➤ Literacy: literacy rate (15-24 years old) 	2005-2006 ● *
International large-scale assessments	<ul style="list-style-type: none"> ➤ TIMSS 2007, 2011 	<ul style="list-style-type: none"> ➤ Learning outcomes: mathematics and science 	2007, 2011 ● ●
International education databases/data aggregators	<ul style="list-style-type: none"> ➤ Education Policy and Data Center (EPDC) ➤ World Inequality Database on Education (WIDE) ➤ World Bank EdStats 	<ul style="list-style-type: none"> ➤ School access, retention, completion: intake, enrollment, repetition, dropout, completion, survival, transition, OOSC, pupils, attendance ➤ Educational resources: Schools, teachers, pupils, pupil-teacher ratio, trained teachers as a % of all, public expenditure per pupil ➤ Literacy and learning outcomes: literacy rate (15-24 years old) 	<i>Coverage reflects availability from primary data sources, especially those listed above.</i>

Acronyms

3RP	Regional Refugee and Resilience Plan	IDP	Internally Displaced Person
3W	Who's doing What, Where	ILO	International Labour Organization
ACLED	Armed Conflict Location and Event Data	IOM	International Organization for Migration
EPDC	Education Policy and Data Center	UCDP	Uppsala Conflict Data Program
FTS	Financial Tracking Service	UIS	UNESCO Institute for Statistics
GCPEA	Global Coalition to Protect Education from Attack	UNDESA	UN Department of Economic and Social Affairs
HDX	Humanitarian Data Exchange	UNHCR	UN High Commissioner for Refugees
HNO	Humanitarian Needs Overview	UNOCHA	UN Office for the Coordination of Humanitarian Affairs
HRP	Humanitarian Response Plan	WIDE	World Inequality Database for Education
IDMC	Internal Displacement Monitoring Centre	WoS	Whole of Syria

Illustrative Reports

[3RP Regional Refugee & Resilience Plan. Strategic Overview 2019/2020. June 2019.](#)

[GCPEA. Education Under Attack 2018: Syria. 2018.](#)

[Human Rights Watch. "When I Picture My Future, I See Nothing." November 2015.](#)

[International Rescue Committee. Impact of war on Syrian children's learning. March 2017.](#)

[No Lost Generation. Investing in the Future: Protection and learning for all Syrian children and youth. March 2019.](#)

[No Lost Generation. Preparing for the Future of Children and Youth in Syria and the Region through Education: London One Year On. Brussels Conference Education Report. April 2017.](#)

[Save the Children. Invisible Wounds: The impact of six years of war on the mental health of Syria's children. 2017.](#)

[UN OCHA. 2019 Humanitarian Needs Overview. February 2019.](#)

[UN OCHA. 2019 Humanitarian Response Plan. August 2019.](#)

Endnotes

¹ BBC. Syria profile - Timeline. Published: 14 January 2019. Accessed: 5 September 2019. <http://www.bbc.com/news/world-middle-east-14703995>

² UCDP. Country Profile: Syria. Accessed: 5 September 2019. <https://ucdp.uu.se/#country/652>

³ IDMC. Syria Accessed: 5 September 2019. <http://www.internal-displacement.org/countries/syria>

⁴ Mercy Corps. "Quick Facts: What you need to know about the Syria crisis." Accessed: 5 September 2019.

<https://www.mercycorps.org/articles/iraq-jordan-lebanon-syria-turkey/quick-facts-what-you-need-know-about-syria-crisis>

⁵ UN OCHA. 2019 Humanitarian Needs Overview: Syria. Key Figures. Accessed: 5 September 2019. <https://hno-syria.org/#key-figures>

⁶ UN OCHA. 2019 Humanitarian Needs Overview: Syria. Resources. Published: March 2019. Accessed: 5 September 2019. <https://hno-syria.org/#resources>

⁷ Whole of Syria Education Sector and iMMAP. Whole of Syria (WoS): Attacks on Education in Syria. Published: 17 September 2018. Accessed: 5 September 2019 http://wos-education.org/uploads/reports/WoS_education_sector_Attacks_on_education_EN_208-09-17_v2.pdf

⁸ UN OCHA. 2019 Humanitarian Needs Overview: Syria. 2019 HNO Data. Accessed: 12 August 2019. <https://hno-syria.org/#resources>

⁹ UN OCHA. 2019 Humanitarian Needs Overview: Syria, p. 63. Published: March 2019. Accessed: 12 August 2019. <https://hno-syria.org/#resources>

¹⁰ Whole of Syria Education Sector. Whole of Syria Education Fact Sheet. Published 31 October 2018. Accessed 12 August 2019. <http://wos-education.org/resource#maps-and-factsheets>

¹¹ UN OCHA. Syrian Arab Republic: Organizations Implementing Humanitarian Activities Based Within Syria. Accessed 12 August 2019. <http://www.ocha-sy.org/4wspresence2018.html>

¹² UN OCHA. Financial Tracking Service. Syria Humanitarian Response Plan 2019. Accessed 13 September 2019.

<https://fts.unocha.org/appeals/663/summary>

¹³ UN OCHA. Financial Tracking Service. Syria Refugee Response and Resilience Plan (3RP) 2019. Accessed 13 September 2019.

<https://fts.unocha.org/appeals/724/summary>

¹⁴ UNHCR Operational Portal. Syria Regional Refugee Response. Accessed 13 September 2019. <https://data2.unhcr.org/en/situations/syria>

¹⁵ Whole of Syria IDPs Tracking. Accessed 13 September 2019. <https://www.humanitarianresponse.info/en/operations/stima/idps-tracking>

¹⁶ UN OCHA. 2019 Humanitarian Needs Overview: Syria, p. 62. Published: March 2019. Accessed: 12 August 2019. <https://hno-syria.org/#resources>

About USAID: The United States Agency for International Development (USAID) is an independent agency of the United States federal government that is primarily responsible for administering civilian foreign aid and development assistance. Support for this snapshot was provided through USAID's Middle East Education Research, Training, and Support (MEERS) project. More information about USAID is available at www.usaid.gov.